

# 450 SERIES

## ARTICULATING BOOM LIFT



### Performance

Platform Height	45 ft	13.72 m
Horizontal Outreach		
450A	30 ft	9.14 m
450AJ	25 ft	7.62 m
Up and Over Height	24 ft	7.3 m
Swing	355 Degrees Non-Continuous	
Platform Capacity		
Unrestricted	550 lb	250 kg
Platform Size	30 x 72 in.	0.76 x 1.83 m
Platform Rotator	180 Degrees Hydraulic	
Jib	4 ft 1 in.	1.24 m
Range of Articulation	145 Degrees (+76, -69)	
Weight		
450A	15,850 lb	7,190 kg
450AJ	12,650 lb	5,738 kg
Max Ground Bearing Pressure		
(With Pneumatic Tires)	65 psi	4.57 kg/cm <sup>2</sup>
Drive Speed	4.25 mph	6.84 km/hr
Gradeability		
2WD	30%	
4WD	45%	
Axle Oscillation	4 in.	10 cm
Turning Radius		
Inside	6 ft 9 in.	2.06 m
Outside	15 ft 8 in.	4.78 m

### Standard Specifications

#### Power Source

Dual Fuel Engine		
Kubota WG2503	61 hp	45.5 kW
Diesel Engine		
Deutz D2.9 L4 Tier 4 Final	49 hp	36.4 kW
Fuel Tank Capacity	16 gal.	60.6 L

#### Hydraulic System

System Capacity	38 gal.	143.8 L
Tank Capacity	36 gal.	136.27 L
Auxiliary Power	12V-DC	

#### Tires

Standard	33/1550 x 16.5 Pneumatic Lug Tread
Optional	Foam-filled Tires Non-marking Tires



### Standard Features

- 4 ft 1 in. (1.24 m) Articulating Jib
- Platform 30 x 72 in. (0.76 x 1.83 m) Side Entry
- 180 Degree Hydraulic Platform Rotator
- Platform Console Machine Status Light Panel<sup>1</sup>
- 110V-AC Receptacle in the Platform
- 5 Degree Tilt Alarm/Indicator Light
- Swing Out Engine Module
- Improved Multi-Function Controls
- Gull-Wing Turntable Hoods
- 12V-DC Auxiliary Power
- Hourmeter
- Interactive Display at Ground Controls
- Proportional Controls
- Control ADE<sup>®</sup> System
- Lifting/Tie Down Lugs
- Horn
- Four-Wheel Hydrostatic Drive
- Oscillating Axle
- Cast Aluminum Control Box
- Motion Alarm
- Reduced Time to Full Height

### Accessories & Options

- 30 x 60 in. (0.76 x 1.25 m) Platform
- Inward Self-Closing Swing
- 36 x 72 in. (0.91 x 1.83 m) Platform
- Fall Arrest Platform 30 x 60 in. (.76 x 1.53 m)
- Mesh to Top Rail — Bolt-on Aluminum
- 1/2 in. Air Line to Platform
- Soft Touch System
- AC Generator
- Flashing Amber Beacon
- 43.5 lb (19.73 kg) Propane Tank
- Cold Weather Kit<sup>2</sup>
- Arctic Package<sup>4</sup>
- Hostile Environment Kit<sup>3</sup>
- Light Package
- Platform Worklights
- Operator Tool Tray
- Accessory Packages
  - SkyPower<sup>®</sup> Package
  - SkyWelder<sup>®</sup> Package
  - SkyGuard<sup>®</sup>
  - PipeRack

1. Provides indicator lights at platform control console for system distress, low fuel, 5 degree tilt light, and foot switch status.

2. Includes battery blanket, hydraulic tank heater, block heater (GM), glow plugs (Deutz).

3. Includes boom wipers, cylinder bellows and console cover.

4. Includes arctic hydraulic hoses (drive and steer only) and main boom cable, extreme cold engine oil, fuel conditioner, engine block heater, battery blanket, glow plugs, hydraulic tank heater, and oversized footswitch.

Note: Some options may increase lead time, and some option combinations may not be available.

# 450 SERIES

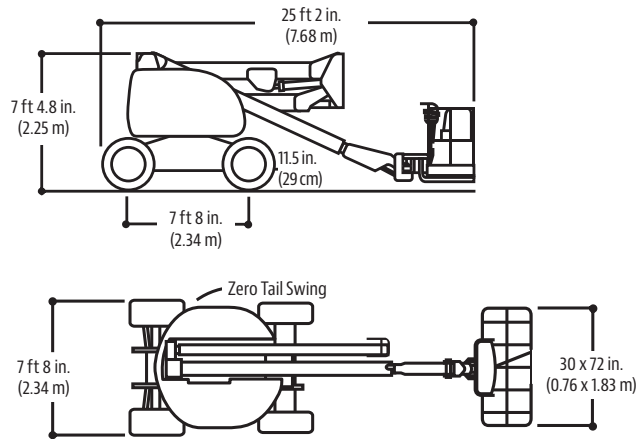
## ARTICULATING BOOM LIFT



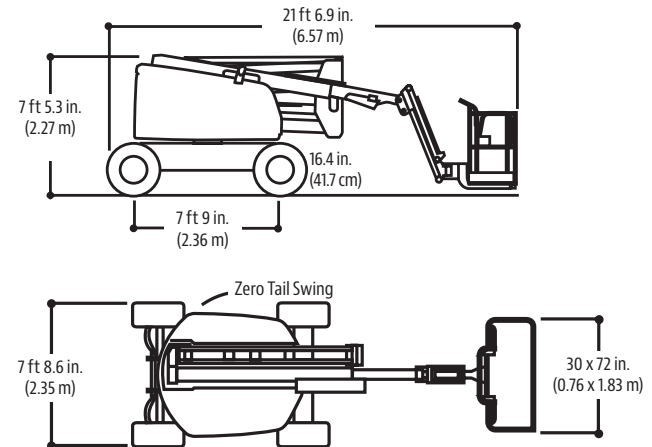
### Dimensions

All dimensions are approximate.

#### 450A

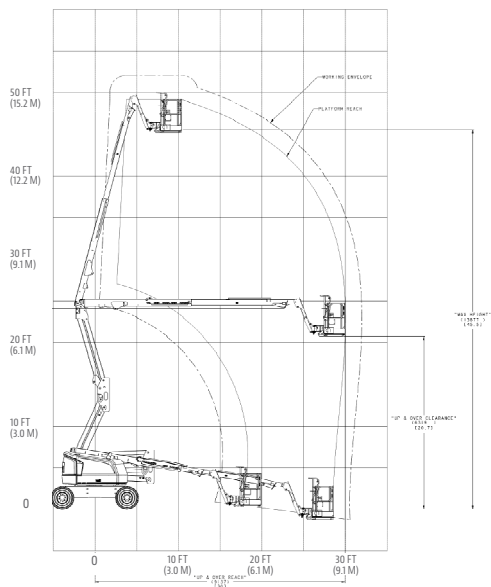


#### 450AJ

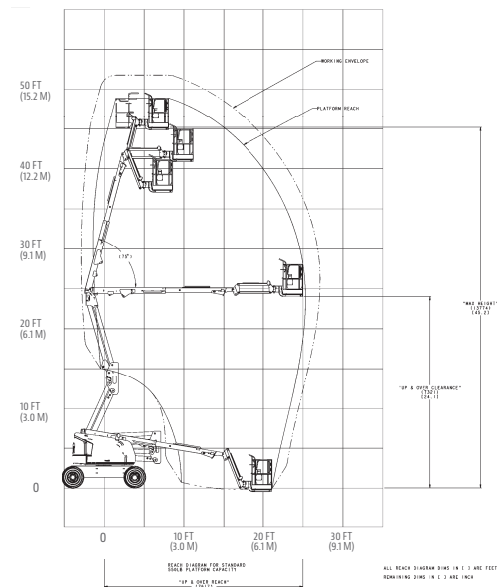


### Reach Diagrams

#### 450A



#### 450AJ



### The JLG "1 & 5" Warranty

We provide coverage for one (1) full year, and cover all specified major structural components for five (5) years. Due to continuous product improvements, we reserve the right to make specification and/or equipment changes without prior notification. This machine meets or exceeds applicable ANSI and CSA requirements based on machine configuration as originally manufactured for intended applications. Please reference the serial number plate on the machine for additional information.

Part No.: 3131117  
R091219  
Printed in USA



**JLG Industries, Inc.**  
1 JLG Drive  
McConnellsburg, PA 17233-9533  
Telephone 717-485-5161  
Toll-free in US 877-JLG-LIFT  
Fax 717-485-6417  
[www.jlg.com](http://www.jlg.com)

**An Oshkosh Corporation Company**

# Model E450AJ

articulating BOOM LIFTS



## MORE ECONOMIC

- Electric power for zero emissions and near-silent running indoors.

## MORE PRODUCTIVE

- No waiting with immediate-response AC drive motors for greater torque and efficiency.

## MORE ACCESS

- Get great access to hard-to-reach places with near-vertical jib positioning and 180-degree side-to-side movement.

## SMART DESIGN

- Enjoy industry leading upcycles so you can work longer with higher productivity.

## Standard Features

- 0.76 m x 1.52 m low mount platform
- Side entry with drop bar mid rail
- Multiple function operation
- Full proportional drive joystick control with integral thumb steer switch
- Full proportional main boom and swing joystick control
- Multiple speed control for lower boom, telescope and jib
- Selectable creep speed on drive / lift and swing functions
- 1.22 m articulating jib
- 180 degree powered platform rotator
- Platform console machine status light panel <sup>1</sup>
- Load sensing system
- AC power cable to platform
- Two Wheel Direct Electric Drive
- Automatic traction control
- Programmable "Personality" settings
- On-board self-diagnostic testing
- Enclosed battery / electrical compartment
- 20 amp automatic battery charger
- Automatic rear wheel brakes
- Sculptured ABS hoods
- 3 degree tilt alarm and indicator light
- Ground control selector switch with key lock
- Lifting/tie down lugs
- Battery condition indicator
- Hour meter
- Horn
- Platform tool tray
- Manual descent system
- 1.75 m narrow frame
- JLG Skyguard active system



<sup>1</sup> Provides indicator lights at platform control console for system distress, low battery, tilt light, and foot switch status.

## Standard Specifications

Power Source	48V DC
• Electrical System	8 x 6V 370 A/hr
• Batteries - deep cycle	Dual AC Traction
• Drive Motors	
Hydraulic System	
• Hydraulic Motor	Perm. Magnet
Tyres	240/55-17.5 Foam Filled

## Accessories & Options

- 0.76 m x 1.22 m slide bar side entry platform
- 0.76 m x 1.22 m Self closing inward swing gate
- 13 mm air line to platform
- 240/55 - 17.5 non marking foam filled tyres
- 305 A/hr AGM Batteries
- All motion alarm
- Alarm package <sup>2</sup>
- Platform worklights
- Head and tail lights
- Light package <sup>3</sup>
- Amber strobe light
- Euro Plug & Socket
- Acrylic console shield
- Cylinder bellows
- Skyguard beacon (ILOS)
- Synthetic Biodegradable Hydraulic Oil
- Special paint colour

<sup>2</sup> Includes all-motion alarm and amber strobe light.

<sup>3</sup> Includes head & tail lights and platform work lights.

# Model E450AJ

articulating BOOM LIFTS

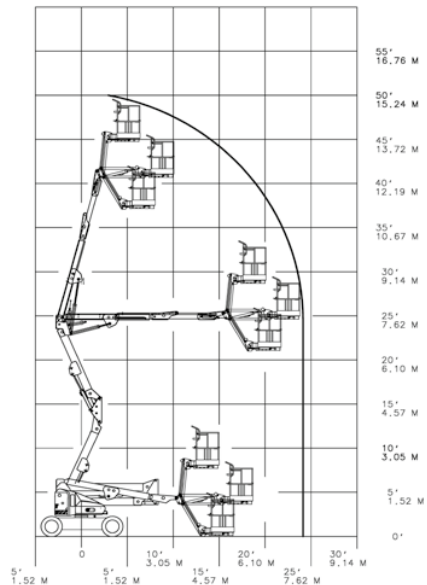
## Performance

• Working Height	15.72 m
• Working Outreach	7.89 m
• Up and Over Height	7.70 m
• Swing (non-continuous)	360°
• Platform Capacity – Unrestricted	230 kg
• Platform Rotator (Hydraulic)	180°
• Jib – Overall Length	1.24 m
• Jib – Range of articulation	144° (+84°/-60°)
A. Platform Size	0.76 m x 1.52 m
B. Overall Width	1.75 m
C. Tailswing (working condition)	Zero
D. Stowed Height	2.01 m
E. Stowed Length	6.45 m
F. Wheelbase	2.01 m
G. Ground Clearance	0.20 m
• Machine weight <sup>1</sup>	6,670 kg
• Maximum Ground Bearing Pressure	5.3 kg/cm <sup>2</sup>
• Drive Speed	5.2 km/h
• Gradeability	30%
• Turning Radius – Inside	0.61 m
• Turning Radius – Outside	3.15 m

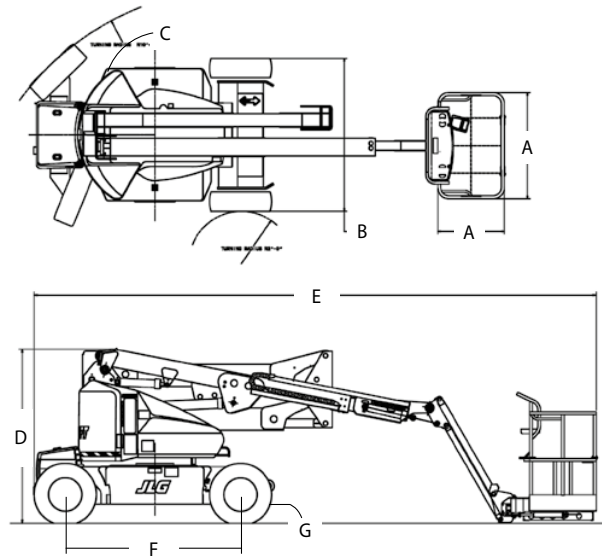
<sup>1</sup> Certain options or country standards may increase weight and/or dimensions.



## Reach Diagram



## Dimensions



## IMPORTANT

JLG is continually researching and developing products and reserves the right to make modifications without prior notice. All data in this document is indicative. Certain options or country standards will increase weight. Specifications may change to meet country standards or with the addition of optional equipment.

Due to continuous product improvements, JLG Industries reserves the right to make specification and/or equipment changes without prior notification.



## JLG EMEA BV

Polaris Avenue 63  
2132 JH Hoofddorp  
The Netherlands  
Phone: +31 (0)23 565 5665  
[www.jlg.com](http://www.jlg.com)

An Oshkosh Corporation Company